

Vertex models for the product of a Schur and Demazure polynomial

Timothy C. Miller*¹

¹*Department of Combinatorics and Optimization, University of Waterloo, Waterloo, ON N2L 3G1, Canada*

Abstract. The product of a Schur polynomial and Demazure atom or character expands positively in Demazure atoms or characters, respectively. The structure coefficients in these expansions have known combinatorial rules in terms of skyline tableaux. We develop alternative rules using the theory of integrable vertex models, inspired by a technique introduced by Zinn-Justin. We apply this method to coloured vertex models for atoms and characters obtained from Borodin and Wheeler’s models for non-symmetric Macdonald polynomials. The structure coefficients are then obtained as partition functions of vertex models that are compatible with both Schur (uncoloured) and Demazure (coloured) vertex models.

Keywords: Demazure atoms, Demazure characters, Schur polynomials, vertex models, structure coefficients, key polynomials

1 Introduction

Demazure atoms, also called standard bases, are a family of non-symmetric polynomials indexed by weak compositions. Demazure characters, also called key polynomials, are a closely related family of polynomials which are also indexed by weak compositions; they may be written as a sum of Demazure atoms. Denote the Demazure atom and character on a weak composition $\alpha = (\alpha_1, \dots, \alpha_n)$ in the variables $x = (x_1, \dots, x_n)$ by $\mathcal{A}_\alpha(x)$ and $\mathcal{K}_\alpha(x)$, respectively. The set of Demazure atoms or characters over all weak compositions of length n are a basis for $\mathbb{Z}[x_1, \dots, x_n]$. It is known that the products of a Schur polynomial $s_\lambda(x)$ and a Demazure polynomial have positive expansions:

$$s_\lambda(x)\mathcal{A}_\alpha(x) = \sum_{\beta} c_{\lambda,\alpha}^{\beta} \mathcal{A}_\beta(x),$$
$$s_\lambda(x)\mathcal{K}_\alpha(x) = \sum_{\beta} d_{\lambda,\alpha}^{\beta} \mathcal{K}_\beta(x),$$

where the structure coefficients $c_{\lambda,\alpha}^{\beta}$ and $d_{\lambda,\alpha}^{\beta}$ are non-negative integers.

*tcmliller@uwaterloo.ca

In [3], Haglund, Luoto, Mason and van Willigenburg give formulas to calculate $c_{\lambda,\alpha}^\beta$ and $d_{\lambda,\alpha}^\beta$ in terms of skyline tableaux. Here, we use the theory of integrable vertex models to derive alternative rules where the structure coefficients are calculated as the number of fillings of “diamond” vertex models. We emulate the technique developed in [11] where Zinn-Justin reproves the puzzle rule of [4, 5] for the product of two double Schur polynomials. Wheeler and Zinn-Justin later use the same technique to find structure coefficients for double Grothendieck polynomials [10]. Knutson and Zinn-Justin also employ techniques from integrability in a series of papers computing puzzle rules for products of Schubert classes in d -step flag varieties (for $d \leq 4$) [6, 7, 8].

The proofs in [10, 11] are completely combinatorial, gluing vertex models together in two different ways and showing both are equivalent. One side of the equation is manifestly a product and the other side is manifestly a summation. Applying a Yang–Baxter equation to the model for the product transforms it into the model for the summation. Both of these results concern products of symmetric polynomials, whereas our results involve the non-symmetric Demazure polynomials. Our results follow from a variant of the Yang–Baxter equation stated in Lemma 1.

In this extended abstract, we define Demazure atoms and characters as the partition function of a vertex model. Our conventions for atoms match those of Mason [9] who defines $\mathcal{A}_\alpha(x)$ in terms of semi-skyline augmented fillings; reversing the order of the composition and basement in Mason’s diagrams yields $\mathcal{K}_\alpha(x)$. Our model is derived from setting $q = t = 0$ in Borodin and Wheeler’s [1] vertex model for permuted basement non-symmetric Macdonald polynomials $f_\alpha^\rho(x; q, t)$, where ρ is a permutation. In our conventions, we have $\mathcal{A}_\alpha(x) = f_{(\alpha_n, \dots, \alpha_1)}^{\text{id}}(x_n, \dots, x_1; 0, 0)$ and $\mathcal{K}_\alpha(x) = f_\alpha^{w_0}(x_n, \dots, x_1; 0, 0)$. Significant modifications are made to make the vertices compatible with the Schur polynomial model in [11]. Our model for $\mathcal{A}_\alpha(x)$ bears more resemblance to that of Brubaker, Buciumas, Bump and Gustafsson [2] with differing weights and boundary.

A benefit of this approach is that vertex models may be developed independently and then fit into this framework, allowing one to test rules assuming an analogue of Lemma 1 holds. Our results are suggestive of further applications such as extensions to the Grothendieck model in [10].

2 Vertex models for Schur and Demazure polynomials

A weak composition $\alpha = (\alpha_1, \dots, \alpha_n)$ is a sequence of non-negative integers. The integer α_i is the part of α at index i and the length of α is its number of parts; the largest part in α is denoted $\max(\alpha)$. A partition $\lambda = (\lambda_1, \dots, \lambda_n)$ is a weak composition sorted in descending order. Throughout this extended abstract, α and β are weak compositions, λ is a partition and all weak compositions have length n .

We describe two strings, $\alpha_{\mathcal{A}}$ and $\alpha_{\mathcal{K}}$, that re-encode a weak composition α . Let $\lambda =$

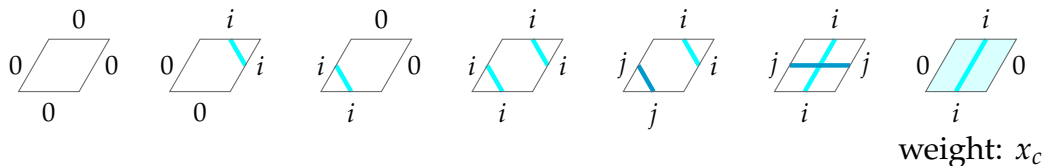
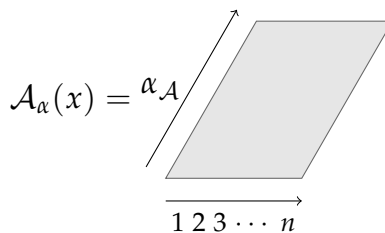
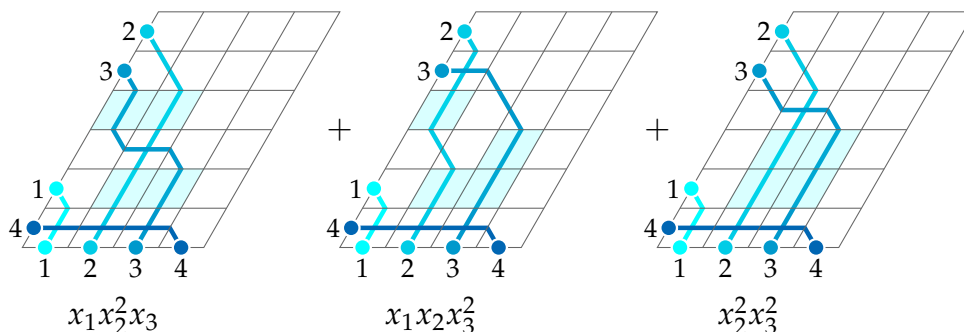


Figure 1: Tiles for the Demazure atom vertex model where $1 \leq i < j$. The rightmost tile has weight x_c where c is the column number where the tile occurs.

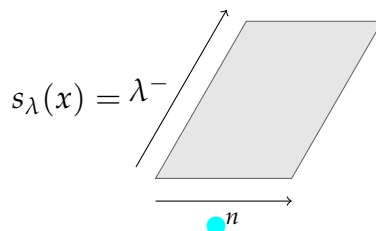
The partition function of this vertex model is the Demazure atom on n variables, depicted diagrammatically:



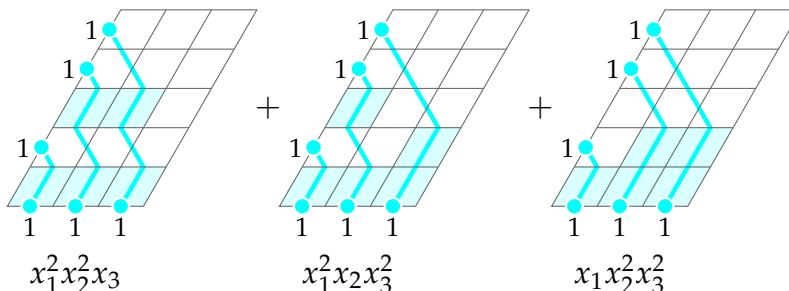
Example 2. Let $\alpha = (0, 2, 2, 0)$, so that $\alpha_A = 410032 = \bullet \color{cyan}\bullet \circ \circ \bullet \color{cyan}\bullet$ labels the left boundary. There are three fillings of the atom model, showing $\mathcal{A}_\alpha(x_1, x_2, x_3, x_4) = x_1x_2^2x_3 + x_1x_2x_3^2 + x_2^2x_3^2$.



Zinn-Justin considers a similar model for Schur polynomials in [11] which may be thought of as the “uncoloured” version of the model for atoms. Using the same tiles with only colour 1, we label the left boundary with the string λ^- and label all bottom edges with 1, which we denote as $\color{cyan}\bullet^n = 1^n$:



Example 3. Let $\lambda = (2, 2, 1)$. There are three fillings of the Schur model, showing that $s_\lambda(x_1, x_2, x_3) = x_1^2 x_2^2 x_3 + x_1^2 x_2 x_3^2 + x_1 x_2^2 x_3^2$.

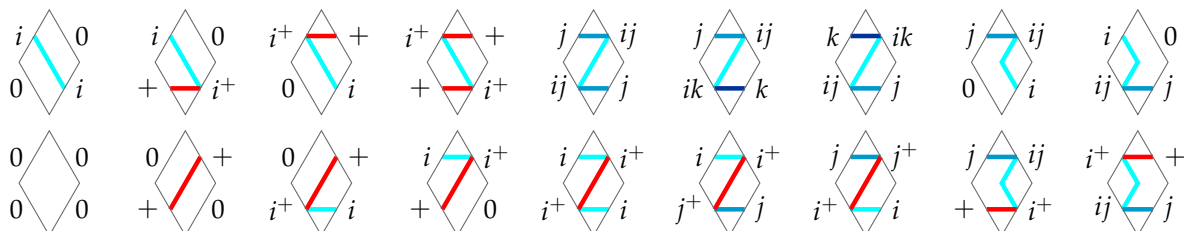


Lastly, as noted in [2], Remark 4.5, the model for Demazure characters uses the same tiles rotated 180 degrees, which only alters the fifth tile in Figure 1. We can obtain Demazure characters as a partition function for the following vertex model filled with these new tiles:

$$\mathcal{K}_\alpha(x) = \alpha \kappa$$

3 Vertex models for $c_{\lambda, \alpha}^\beta$ and $d_{\lambda, \alpha}^\beta$

In this section we build two “diamond” vertex models filled with the tiles below where $1 \leq i < j < k$. If a blue line of shade b shares an edge with a red line, the edge is labelled b^+ . Two shades of blue a and b with $a < b$ may share an edge labelled ab . All tiles have weight 1.



Further, we do not allow two adjacent tiles to form an internal banned rhombus as depicted in Figure 2. These restrictions are still local and can be imposed with additional labels, but we exclude them to avoid clutter. We may now state our theorem.

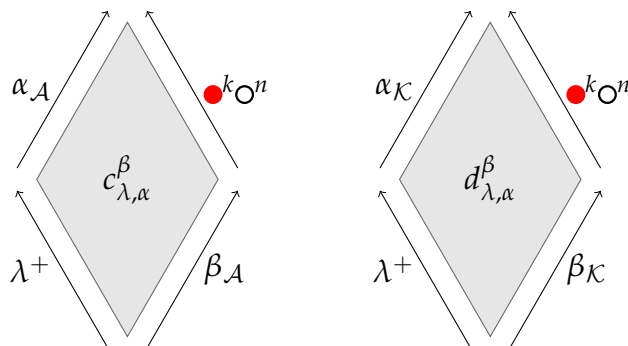


(a) Banned rhombi for atom model.

(b) Banned rhombi for character model.

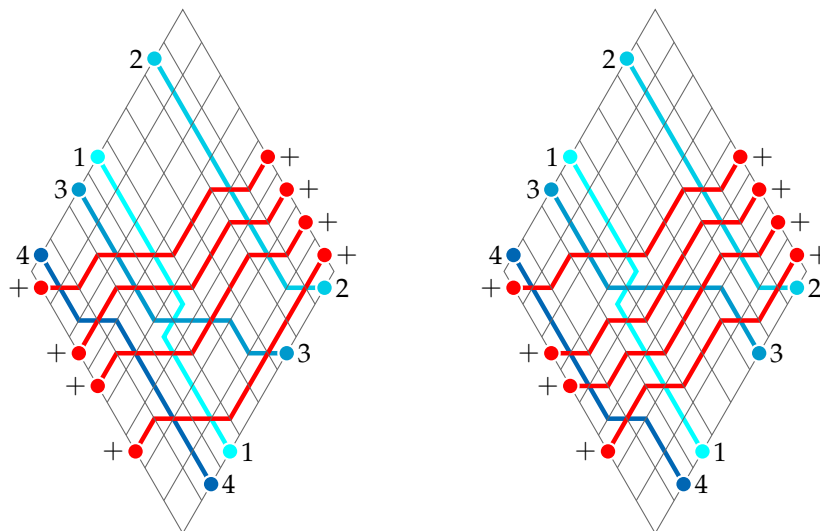
Figure 2: Restrictions on adjacent diamond tiles where $1 \leq i < j$.

Theorem 1. The structure coefficients $c_{\lambda,\alpha}^\beta$ and $d_{\lambda,\alpha}^\beta$ respectively count the number of fillings of the vertex models



where $k = \max(\beta)$ and the restrictions in Figure 2a and Figure 2b apply respectively within each model.

Example 4. For $\alpha = (1, 3, 1, 0)$, $\lambda = (3, 1, 0, 0)$ and $\beta = (1, 4, 3, 1)$, we have that $k = \max(\beta) = 4$. There are two fillings of the corresponding Schur–atom model and thus $c_{\lambda,\alpha}^\beta = 2$.



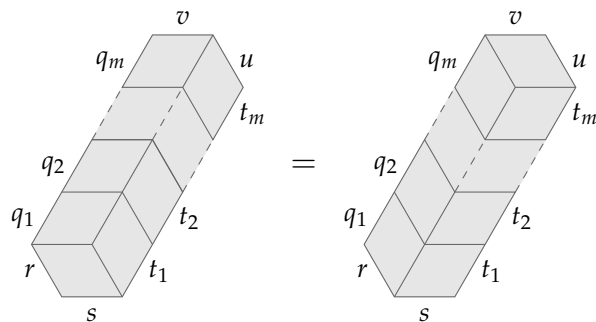
We call the vertex model for $c_{\lambda,\alpha}^\beta$ the Schur–atom model and the vertex model for $d_{\lambda,\alpha}^\beta$ the Schur–character model. Recall that we assume α , β and λ all have length n , but we may append zeros to make their lengths match if needed. Similarly, we may append zeros to the end of the strings $\alpha_{\mathcal{A}}$, $\alpha_{\mathcal{K}}$ and λ^- and append $+$ symbols to the end of λ^+ so that these strings all have length $n + k$ and fit in the diagram.

4 Proof of Theorem 1

In this section, we only explain the proof of the Schur–atom model, but the proof of the Schur–character model is analogous. In Figure 3, we have tiles in three orientations with a new orientation in the second row containing a tile of weight $-x_c$. We call the tiles in the first row right-sheared and the tiles in the second row left-sheared. We again depict vertex models with grey diagrams where tiles must have the same orientation as the grey region they are placed within. In our configurations, right- and left-sheared tiles are in the same column, say c , if one is on top of the other; hence these tiles may have weight x_c or $-x_c$, respectively.

Note red lines may now share the same path as blue lines; these tiles facilitate the proof and do not appear in the final Schur–atom model. We still ban rhombi between diamond tiles as in Figure 2a, but there are no such restrictions between tiles that are not both diamonds. The key to the proof is the following lemma equating columns of tiles.

Lemma 1. *Let $q_1, \dots, q_m, r, s, t_1, \dots, t_m, u$ and v be fixed labels where u and r are in $\{\circ, \bullet\} = \{0, +\}$. The following column configurations have the same weight:*



Proof. Proving this lemma is the main difficulty of this work. The proof is by induction with manual checking of several edge cases. □

Remark 1. *In [10, 11] the authors proceed similarly with a Yang–Baxter equation that equates unit hexagons with unrestricted boundaries. In contrast, our equation requires that we restrict the labels on the South-West and North-East edges, suggesting a more general framework to explore.*

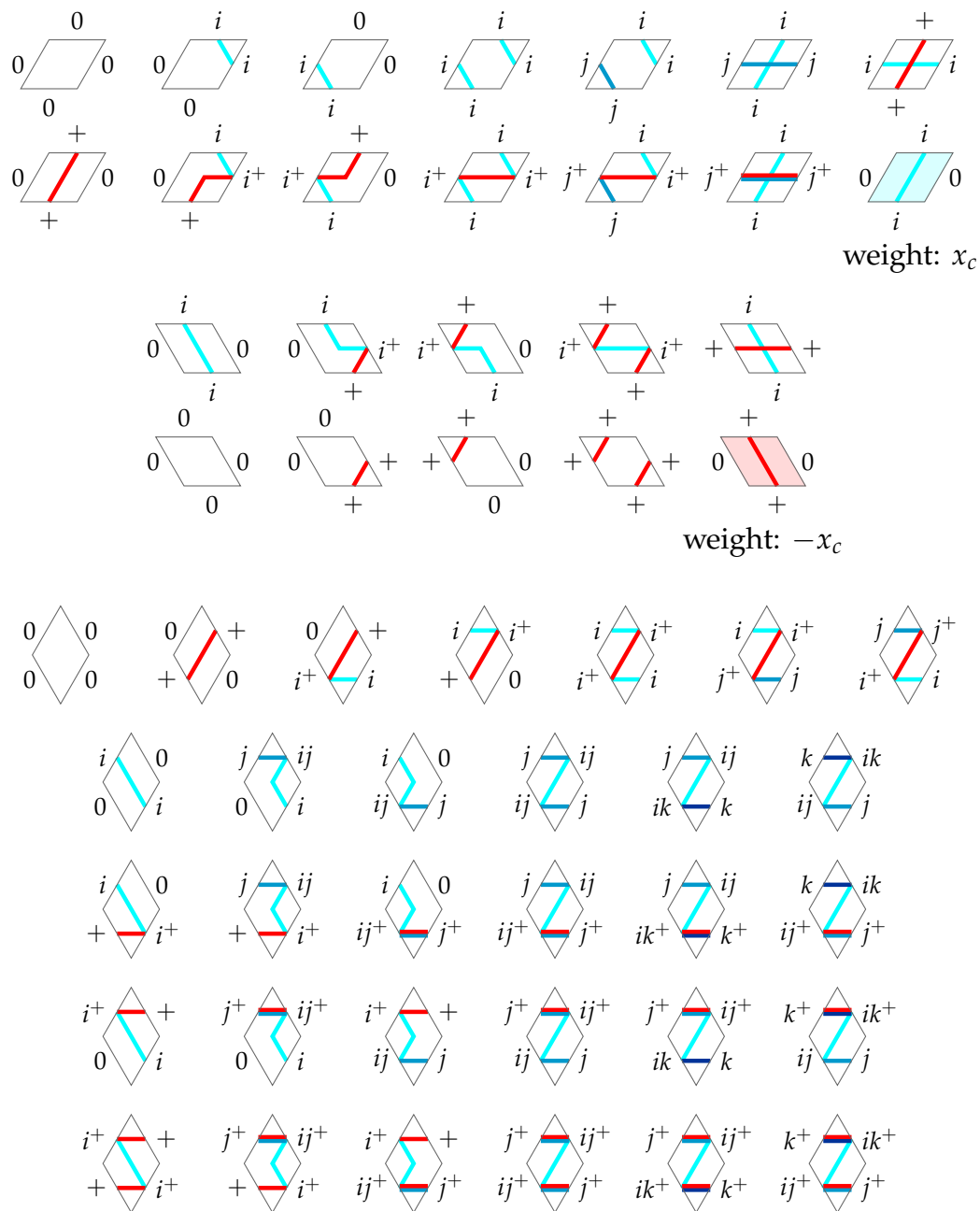
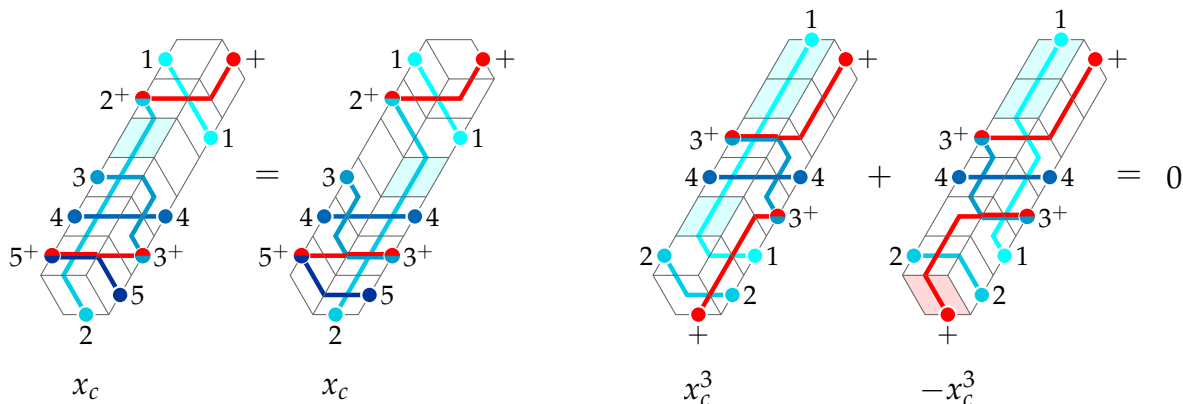


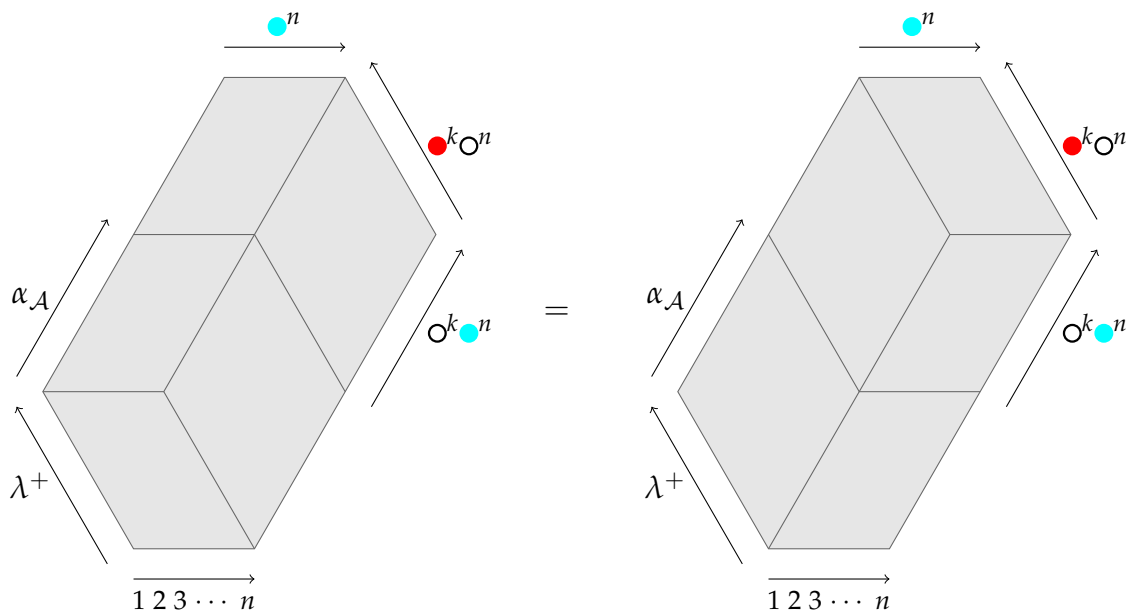
Figure 3: The full set of tiles where $1 \leq i < j < k$.

Example 5. We consider two examples of Lemma 1. In the first example, both sides of the equation have weight x_c . In the second example, there are two ways to fill the column on the left-hand side which sum to a weight of 0 and there is no way to fill the column on the right-hand side.



Note that rotating columns 180 degrees gives an analogous column lemma used to prove correctness of the Schur–character model. Interpreting the next lemma proves our result.

Lemma 2. Set $k = \max(\alpha) + \max(\lambda)$. The configurations below have the same weight:



Proof. Repeatedly applying Lemma 1 to internal columns transforms the left-hand side into the right-hand side. First apply the lemma to the column of length $2(k + n)$ containing the left-sheared tile most to the North-East and then repeat with the next left-sheared

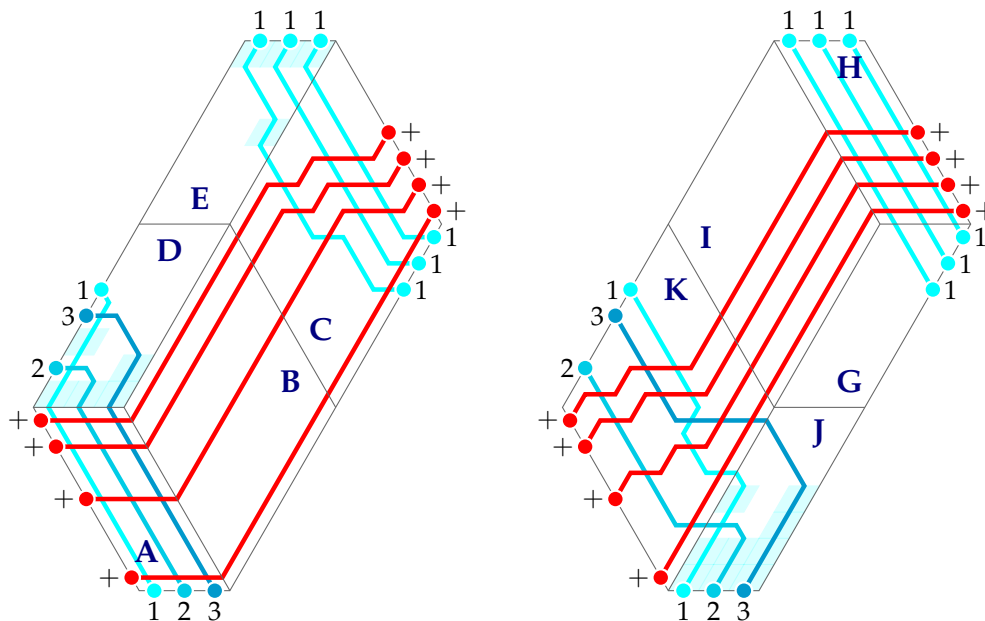


Figure 4: Two fillings of weight $x_1^3 x_2^2 x_3^4$ from the configurations in Lemma 2 where $\lambda = (2, 2, 1)$ and $\alpha = (2, 1, 2)$, so that $n = 3$ and $k = 4$. Regions are labelled to facilitate exposition.

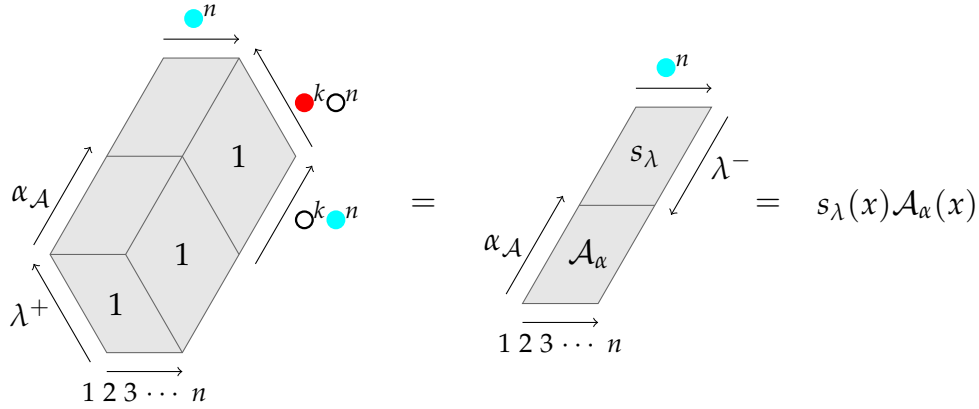
tile, moving right-to-left and top-to-bottom. The boundary conditions ensure that the South-West and North-East labels of columns we equate are always in $\{O, \bullet\}$ at every stage in this process. \square

The proof now follows from examining both sides of the equation in Lemma 2. In short, the left-hand side is manifestly the product $s_\lambda(x) \mathcal{A}_\alpha(x)$ and the right-hand side is manifestly the summation $\sum_\beta c_{\lambda, \alpha}^\beta \mathcal{A}_\alpha(x)$ where $c_{\lambda, \alpha}^\beta$ counts fillings of the Schur-atom model.

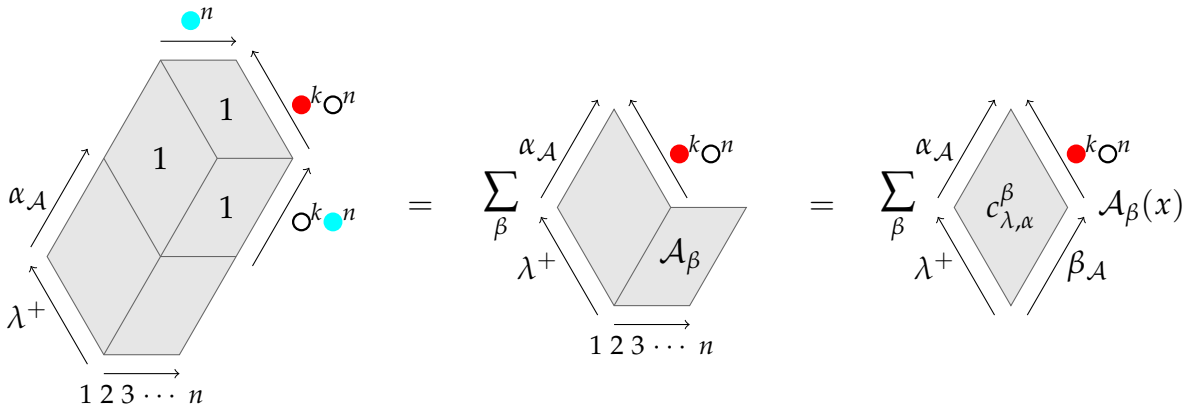
Proof of Theorem 1. We examine both sides of the equation in Lemma 2, which is better illustrated with the example fillings in Figure 4. Within region **A**, all red lines must move East and blue lines must move North-West. Those red lines must move straight North-East through **B**, transmitting the string λ^+ to the South-West boundary of **C**. From Lemma 9 in [11], there is only one way to fill **C**, which forces the shared boundary between **C** and **E** to be the string λ^- upside-down. Thus, regions **A**, **B** and **C** have weight 1.

Next, we recognize region **D** as our vertex model for the Demazure atom $\mathcal{A}_\alpha(x)$. From the previous paragraph, we have that λ^- is upside-down on the South-East boundary of **E**. Rotating region **E** by 180 degrees, we see that it is the vertex model for $s_\lambda(x)$

with the variables in reverse order; since $s_\lambda(x)$ is symmetric, the weight of the left-hand side is the product $s_\lambda(x)\mathcal{A}_\alpha(x)$. We summarize pictorially:



Considering the right-hand side, we have that regions **G**, **H** and **I** always have weight 1 and follow the same pattern as in Figure 4, transmitting the string $\bullet^k O^n$ to the North-East boundary of region **K**. Within region **J**, all blue lines must exit the North-West boundary if they are to reach the North-West boundary of **K**. This follows from our choice of $k = \max(\lambda) + \max(\alpha)$. The blue lines then travel through the boundary between **J** and **K**, varying over strings β_A that encode weak compositions. Fixing a particular β_A along this boundary, we recognize region **J** as $\mathcal{A}_\beta(x)$ and region **K** as the Schur–atom model from Theorem 1. Thus, the right-hand side is a summation over compositions β where each summand is a product of our Schur–atom model and $\mathcal{A}_\beta(x)$. We give another pictorial summary:



By Lemma 2, we can equate both sides, completing the proof. As a final note, we used that $k = \max(\lambda) + \max(\alpha)$ in our proof, but when considering the filling of a particular diamond where β is given, it suffices to set $k = \max(\beta)$ as we do in Theorem 1. \square

Acknowledgements

I would like to thank my PhD advisor Kevin Purbhoo for his comments on this extended abstract and all his constructive feedback on this research in general.

References

- [1] A. Borodin and M. Wheeler. “Nonsymmetric Macdonald polynomials via integrable vertex models”. *Transactions of the American Mathematical Society* **375** (2022), pp. 8353–8397.
- [2] B. Brubaker, V. Buciumas, D. Bump, and H. P. A. Gustafsson. “Colored five-vertex models and Demazure atoms”. *Journal of Combinatorial Theory. A* **178** (2021), pp. 159–195.
- [3] J. Haglund, K. Luoto, S. Mason, and S. van Willigenburg. “Refinements of the Littlewood–Richardson rule”. *Transactions of the American Mathematical Society* **363.3** (2011), pp. 1665–1686.
- [4] A. Knutson and T. Tao. “Puzzles and (equivariant) cohomology of Grassmannians”. *Duke Mathematical Journal* **119.2** (2003), pp. 221–260.
- [5] A. Knutson, T. Tao, and C. Woodward. “The honeycomb model of $GL_n(\mathbb{C})$ tensor products II: puzzles determine facets of the Littlewood–Richardson cone”. *Journal of the American Mathematical Society* **17.1** (2003), pp. 19–48.
- [6] A. Knutson and P. Zinn-Justin. “Schubert puzzles and integrability I: invariant trilinear forms”. 2020. [arXiv:1706.10019](https://arxiv.org/abs/1706.10019).
- [7] A. Knutson and P. Zinn-Justin. “Schubert puzzles and integrability II: multiplying motivic Segre classes”. 2021. [arXiv:2102.00563](https://arxiv.org/abs/2102.00563).
- [8] A. Knutson and P. Zinn-Justin. “Schubert puzzles and integrability III: separated descents”. 2023. [arXiv:2306.13855](https://arxiv.org/abs/2306.13855).
- [9] S. Mason. “An explicit construction of type A Demazure atoms”. *Journal of Algebraic Combinatorics* **29** (2009), pp. 295–313.
- [10] M. Wheeler and P. Zinn-Justin. “Littlewood–Richardson coefficients for Grothendieck polynomials from integrability”. *Journal für die Reine und Angewandte Mathematik* **2019.757** (2019), pp. 159–195.
- [11] P. Zinn-Justin. “Littlewood–Richardson coefficients and integrable tilings”. *The Electronic Journal of Combinatorics* **16.1** (2009).